



Add an RSS Feed through the Microsoft Office Outlook


1. On the **Tools** menu, click **Account Settings**.
2. On the **RSS Feeds** tab, click **New**.
3. In the **New RSS Feed** dialog box, type or paste the URL of the RSS feed. For example, <http://www.example.com/feed/main.xml>.
4. Click **Add**.
5. Click **OK**.

Add an RSS Feed through Microsoft Windows Internet Explorer 7

When you use Microsoft Windows Internet Explorer 7 and Office Outlook 2007, you can add RSS Feeds from either program as well as view the feeds in either program.

1. When you browse to a Web page that contains RSS information,  appears in Windows Internet Explorer next to the  **Home** button.



2. Click .
- A list of all available RSS Feeds on the Web page is displayed.
3. Click the RSS Feed that you want to add.

TIP You can also click ,  or,  in the Web page.